



General Guidelines for Creating Defensible Space California Wildfire Mitigation Program



Contents

A. Purpose of Guidelines	2
B. Definitions.....	2
C. General Guidelines.....	3
4a. Reduced Fuel Zone: Fuel Separation.....	3
4b. Reduced Fuel Zone: Defensible Space with Continuous Tree Canopy	7
D. Best Management Practices.....	9

A. Purpose of Guidelines

These guidelines are intended to provide contractors and homeowners with specific guidance when completing defensible space to be compliant with Public Resources Code (PRC) 4291 for the Wildfire Mitigation Program. Defensible space clearance is required to be maintained around buildings and structures to 100 feet. Additional fuel reduction may be required within a radius of up to 300 feet from a structure, or to the property line, whichever distance is shorter. The additional clearance applies if it is determined by the assessor as necessary to protect life, property, and natural resources from unreasonable risks associated with wildland fire.

B. Definitions

Defensible space: The area within the perimeter of a parcel where basic wildfire protection practices are implemented, providing the key point of defense from an approaching wildfire, or escaping structure fire. The area is characterized by the establishment and maintenance of emergency vehicle access, emergency water reserves, street names and building identification, and fuel modification measures.

Aerial fuels: All live and dead vegetation in the forest canopy or above surface fuels, including tree branches, twigs and cones, snags, moss, and high brush. Examples include trees and large bushes.

Building or structure: Any structure used for support or shelter of any use or occupancy.

Flammable and combustible vegetation: Fuel as defined in these guidelines.

Fuel: Combustible material, including petroleum-based products, mulch, attached decorative features, cultivated landscape plants, grasses and weeds, and wildland vegetation.

Homeowner: Any person who owns, leases, controls, operates, or maintains a building or structure in, upon, or adjoining any mountainous area, forest-covered lands, brush-covered lands, grass-covered lands, or any land that is covered with flammable material, and located within a State Responsibility Area.

Ladder Fuels: Fuels that can carry a fire vertically between or within a fuel type.

Reduced Fuel Zone: The area that extends out from 30 to 100 feet away from the building or structure (or to the property line, whichever is nearer to the building or structure).

Surface fuels: Loose surface litter on the soil surface, normally consisting of fallen leaves or needles, twigs, bark, cones, and small branches that have not yet decayed enough to lose their identity; also grasses, forbs, low and medium shrubs, tree seedlings, heavier branches, and downed logs.

Vegetation: All plants including trees, shrubs and annual or perennial plants or grasses.

C. General Guidelines

The following fuel treatment guidelines comply with the requirements of 14 CCR 1299 and PRC 4291. **All persons using these guidelines to comply with CCR 1299, and PRC 4291 shall implement General Guidelines 1., 2., 3., and either 4a or 4b., as described below.**

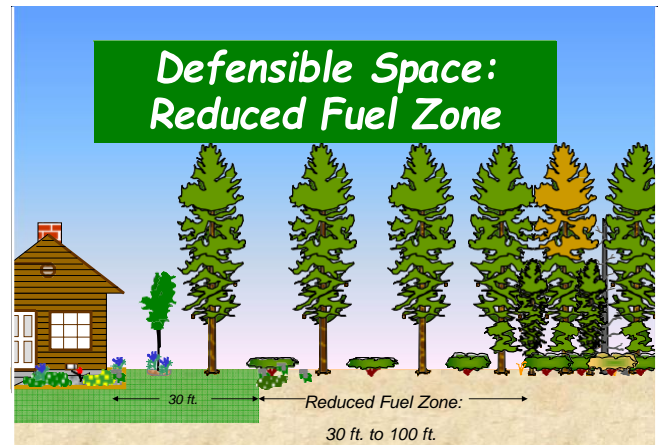
1. Maintain a firebreak with the lean, clean, and green zone by removing and clearing away all flammable vegetation and other combustible growth within 30 feet of each building or structure, with certain exceptions pursuant to PRC §4291(a). Single specimens of trees or other vegetation may be retained provided they are well-spaced, well-pruned, and create a condition that avoids spread of fire to other vegetation or to a building or structure.
2. Dead and dying woody surface fuels and aerial fuels within the Reduced Fuel Zone shall be removed. Loose surface litter, normally consisting of fallen leaves or needles, twigs, bark, cones, and small branches, shall be permitted to a depth of 3 inches. This guideline is primarily intended to eliminate trees, bushes, shrubs, and surface debris that are completely dead or with substantial amounts of dead branches or leaves/needles that would readily burn.
3. Down logs or stumps anywhere within 100 feet from the building or structure, when embedded in the soil, may be retained when isolated from other vegetation. Occasional (approximately one per acre) standing dead trees (snags) that are well-space from other vegetation and which will not fall on buildings or structures or on roadways/driveways may be retained.
4. Within the Reduced Fuel Zone, one of the following fuel treatments (4a. or 4b.) shall be implemented. Properties with greater fire hazards will require greater clearing treatments. Combinations of the methods may be acceptable under §1299(c) as long as the intent of these guidelines is met.

4a. Reduced Fuel Zone: Fuel Separation

In conjunction with General Guidelines 1., 2., and 3., above, minimum clearance between fuels surrounding each building or structure will range from 4 feet to 40 feet in all directions, both horizontally and vertically.

Clearance distances between vegetation will depend on the slope, vegetation size, vegetation type (brush, grass, trees), and other fuel characteristics (fuel compaction, chemical content etc.). Properties with greater fire hazards will require greater separation

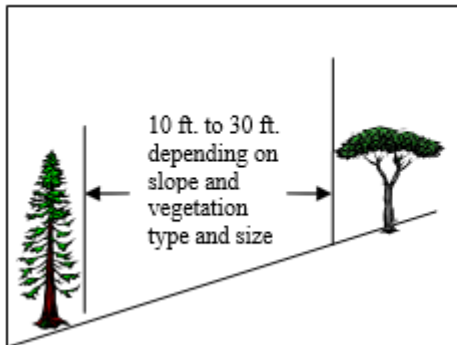
between fuels. For example, properties on steep slopes having large sized vegetation will require greater spacing between individual trees and bushes (see Plant Spacing Guidelines and Case Examples below). Groups of vegetation (numerous plants growing together less than 10 feet in total foliage width) may be treated as a single plant. For example, three individual manzanita plants growing together with a total foliage width of eight feet can be “grouped” and considered as one plant and spaced according to the Plant Spacing Guidelines in this document.



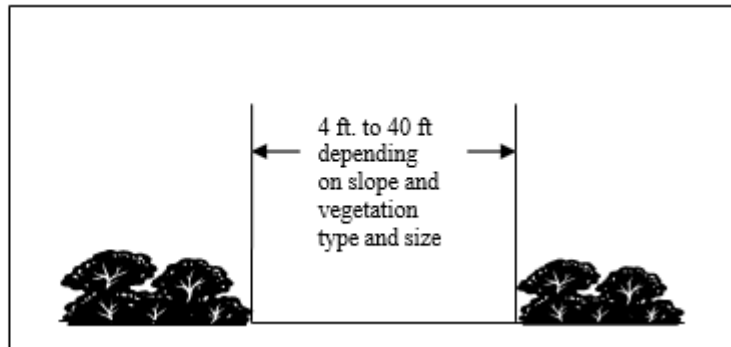
Grass generally should not exceed 4 inches in height. However, homeowners may keep grass and other forbs less than 18 inches in height above the ground when these grasses are isolated from other fuels or where necessary to stabilize the soil and prevent erosion.

Clearance requirements include:

- Horizontal clearance between aerial fuels, such as the outside edge of the tree crowns or high brush. Horizontal clearance helps stop the spread of fire from one fuel to the next.



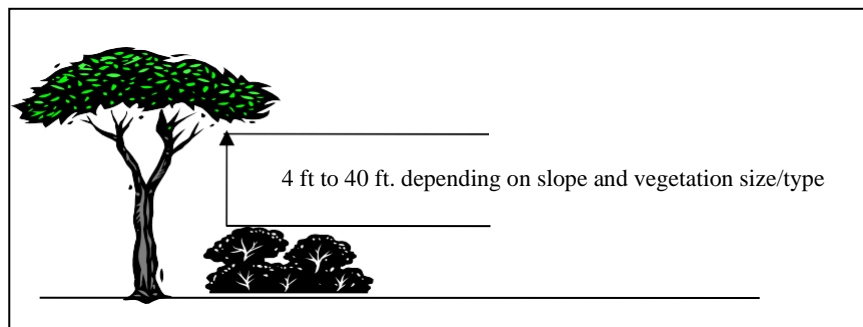
Trees



Shrubs

Horizontal clearance between aerial fuels

- Vertical clearance between lower limbs of aerial fuels and the nearest surface fuels and grass/weeds. Vertical clearance removes *ladder fuels* and helps prevent a fire from moving from the shorter fuels to the taller fuels.



Vertical clearance between aerial fuels



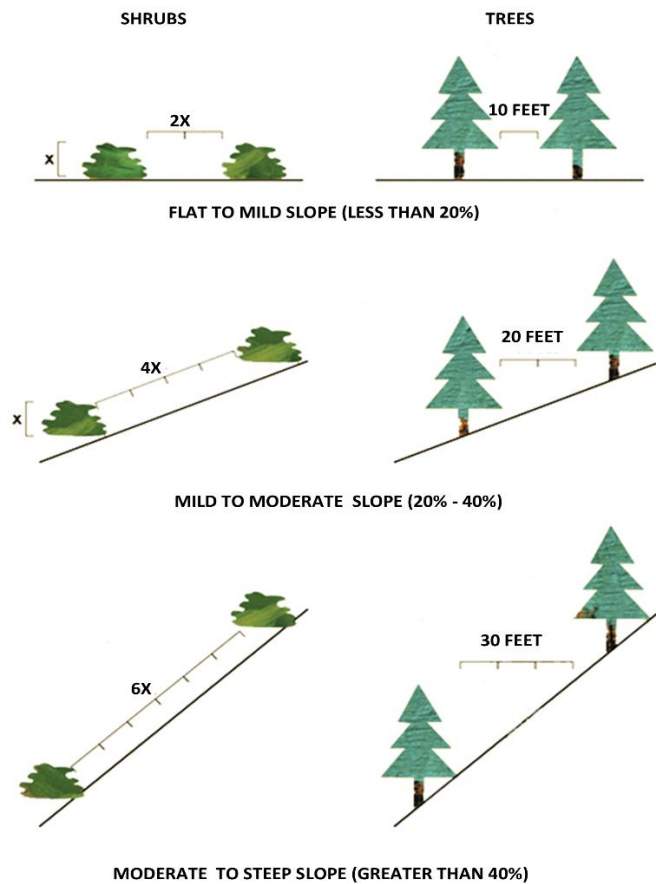
*Effective vertical and horizontal fuel separation
Photo Courtesy
Plumas Fire Safe Council.*

Plant Spacing Guidelines

Guidelines are designed to break the continuity of fuels and be used as a “rule of thumb” for achieving compliance with Regulation 14 CCR 1299.

Trees	Minimum horizontal space from edge of one tree canopy to the edge of the next	
	Slope	Spacing
	0% to 20 %	10 feet
	20% to 40%	20 feet
Greater than 40%	30 feet	
Shrubs	Minimum horizontal space between edges of shrub	
	Slope	Spacing
	0% to 20 %	2 times the height of the shrub
	20% to 40%	4 times the height of the shrub
Greater than 40%	6 times the height of the shrub	
Vertical Space	Minimum vertical space between top of shrub and bottom of lower tree branches: 3 times the height of the shrub	

Adapted from: Gilmer, M. 1994. *California Wildfire Landscaping*



Case Example of Fuel Separation: Sierra Nevada conifer forests

Conifer forests intermixed with rural housing present a hazardous fire situation. Dense vegetation, long fire seasons, and ample ignition sources related to human access and lightning, makes this home vulnerable to wildfires. This home is located on gentle slopes (less than 20%), and is surrounded by large mature tree overstory and intermixed small to medium size brush (three to four feet in height).

Application of the guideline under 4a. would result in horizontal spacing between large tree branches of 10 feet; removal of many of the smaller trees to create vertical space between large trees and smaller trees and horizontal spacing between brush of six to eight feet (calculated by using 2 times the height of brush).



Case Example of Fuel Separation: Southern California chaparral

Mature, dense, and continuous chaparral brush fields on steep slopes found in Southern California represents one of the most hazardous fuel situations in the United States. Chaparral grows in an unbroken sea of dense vegetation creating a fuel-rich path which spreads fire rapidly. Chaparral shrubs burn hot and produce tall flames. From the flames come embers which can ignite homes and plants. (Gilmer, 1994). All these factors results in a setting where aggressive defensible space clearing requirements are necessary.

Steep slopes (greater than 40%) and tall, old brush (greater than 7 feet tall), need significant modification. These settings require aggressive clearing to create defensible space and would require maximum spacing. Application of the guidelines would result in 42 feet horizontal spacing (calculated as 6 times the height of the brush) between retained groups of chaparral.



Case Example of Fuel Separation: Oak Woodlands

Oak woodlands, the combination of oak trees and other hardwood tree species with a continuous grass ground cover, are found on more than 10 million acres in California. Wildfire in this setting is very common, with fire behavior dominated by rapid spread through burning grass.

Given a setting of moderate slopes (between 20% and 40%), wide spacing between trees, and continuous dense grass, treatment of the grass is the primary fuel reduction concern. Property owners using these guidelines would cut grass to a maximum 4 inches in height, remove the clippings, and consider creating 20 feet spacing between trees.



4b. Reduced Fuel Zone: Defensible Space with Continuous Tree Canopy

To achieve defensible space while retaining a stand of larger trees with a continuous tree canopy apply the following treatments:

- Generally, remove all surface fuels greater than 4 inches in height. Single specimens of trees or other vegetation may be retained provided they are well-spaced, well-pruned, and create a condition that avoids spread of fire to other vegetation or to a building or structure.
- Remove lower limbs of trees (“prune”) to at least 6 feet up to 15 feet (or the lower 1/3 branches for small trees). Properties with greater fire hazards, such as steeper slopes or more severe fire danger, will require pruning heights in the upper end of this range.



MINIMUM VERTICAL CLEARANCE



Photo Courtesy Plumas Fire Safe Council.



Defensible space with continuous tree canopy by clearing understory and pruning

Authority cited: Section 4102, 4291, 4125-4128.5, Public Resource Code. Reference: 4291, Public Resource Code; 14 CCR 1299 (d).

D. Best Management Practices

1. The methods used to manage fuel can be important in the safe creation of defensible space. Care should be taken with the use of equipment when creating defensible space. Internal combustion engines must have an approved spark arrester and metal cutting blades (lawn mowers or weed trimmers) should be used with caution to prevent starting fires during periods of high fire danger. A metal blade striking a rock can create a spark and start a fire, a common cause of fires during summertime.
2. Vegetation removal can also cause soil disturbance, soil erosion, regrowth of new vegetation, and introduce non-native invasive plants. Always keep soil disturbance to a minimum, especially on steep slopes. Erosion control techniques such as minimizing use of heavy equipment, avoiding stream or gully crossings, using mobile equipment during dry conditions, and covering exposed disturbed soil areas will help reduce soil erosion and plant regrowth.
3. Areas near water (riparian areas), such as streams or ponds, are a particular concern for protection of water quality. To help protect water quality in riparian areas, avoid removing vegetation associated with water, avoid using heavy equipment, and do not clear vegetation to bare mineral soil.
4. When pruning limbs ensure that they are cut parallel and within ½ inch the main stem ensuring that the cambium layer of the tree is not damaged.
5. Stumps from removed brush and trees must be flush cut to the ground, refer to (C.) General Guidelines (3) for removal requirements.